

A13526

Leader in Biomolecular Solutions for Life Science



Prohibitin Rabbit pAb

Catalog No.: A13526

Basic Information

Observed MW

30kDa

Calculated MW

30kDa

Category

Polyclonal Antibody

Applications

WB,IHC-P,ELISA

Cross-Reactivity

Human,Mouse,Rat,Monkey

Background

This gene is evolutionarily conserved, and its product is proposed to play a role in human cellular senescence and tumor suppression. Antiproliferative activity is reported to be localized to the 3' UTR, which is proposed to function as a trans-acting regulatory RNA. Several pseudogenes of this gene have been identified. Alternative splicing results in multiple transcript variants.

Recommended Dilutions

WB 1:500 - 1:2000

IHC-P 1:100 - 1:500

ELISA Recommended starting concentration is 1 µg/mL. Please optimize the concentration based on your specific assay requirements.

Immunogen Information

Gene ID

5245

Swiss Prot

P35232

Immunogen

Recombinant protein (or fragment). This information is considered to be commercially sensitive.

Synonyms

PHB; HEL-215; HEL-S-54e; Prohibitin

Contact

 www.abclonal.com

Product Information

Source

Rabbit

Isotype

IgG

Purification

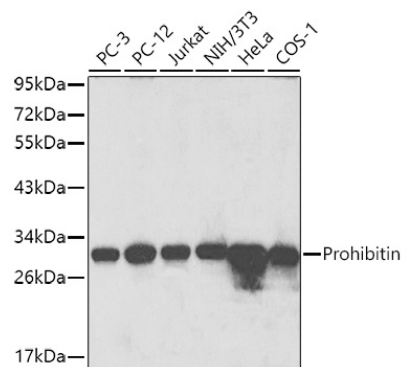
Affinity purification

Storage

Store at -20°C. Avoid freeze / thaw cycles.

Buffer: PBS containing 50% glycerol, preserved with proclin300 or sodium azide (as specified on the Certificate of Analysis), pH 7.3.

Validation Data

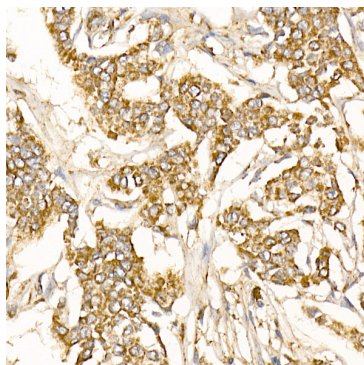


Western blot analysis of various lysates using Prohibitin Rabbit pAb (A13526) at 1:1000 dilution.

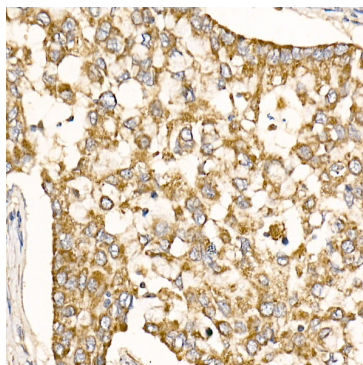
Secondary antibody: HRP-conjugated Goat anti-Rabbit IgG (H+L) (AS014) at 1:10000 dilution.

Lysates/proteins: 25µg per lane.

Blocking buffer: 3% nonfat dry milk in TBST.



Immunohistochemistry analysis of paraffin-embedded Human breast cancer using Prohibitin Rabbit pAb (A13526) at dilution of 1:500 (40x lens). High pressure antigen retrieval performed with 0.01M Citrate buffer (pH 6.0) prior to IHC staining.



Immunohistochemistry analysis of paraffin-embedded Human lung cancer using Prohibitin Rabbit pAb (A13526) at dilution of 1:500 (40x lens). High pressure antigen retrieval performed with 0.01M Citrate buffer (pH 6.0) prior to IHC staining.