

DAB Enhancer Solution

Description: 3,3'Diaminobenzidine (DAB) is a widely used chromogen for immunohistochemical staining and immunoblotting. When in the presence of peroxidase enzyme, DAB produces a brown precipitate that is insoluble in alcohol. This solution has been developed to enhance DAB staining in a post staining procedure. The use of DAB Enhancer Solution will result a darker and more intense blackish-brown stain.

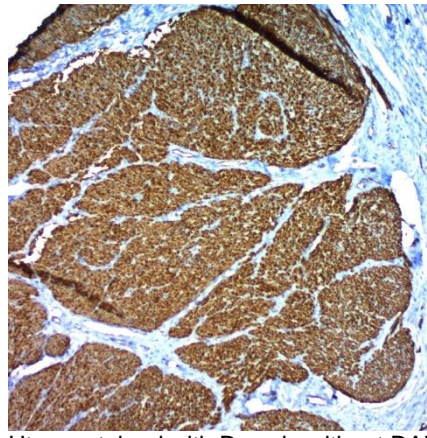
Uses/Limitations:

Not to be taken internally.
For In-Vitro Diagnostic use.
Histological applications.
Do not use if reagents become cloudy.
Do not use past expiration date.
Use caution when handling reagents.
Non-Sterile.

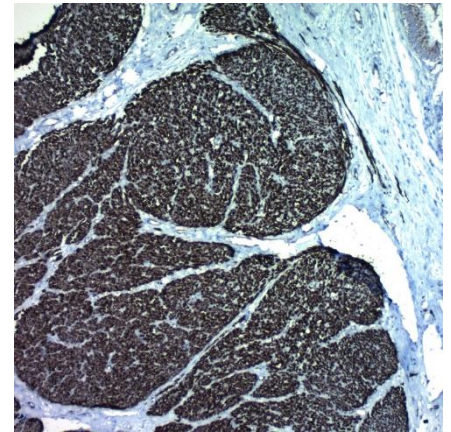
Control Tissue:

Any well-fixed tissue section.
Frozen tissue section.
Cytocentrifuge preparation.

Ordering Information and Current Pricing
at www.scytek.com



Uterus stained with Desmin without DAB Enhancement.



Uterus stained with Desmin using DAB Enhancer Solution.

Availability:	Item #	Volume
	ACM030	30 ml


Storage: Store at 18-25°C.

Precautions: Avoid contact with skin and eyes.
Harmful if swallowed.
Follow all Federal, State, and local regulations regarding disposal.

Procedure:

1. Complete immunohistochemical stain until just prior to the DAB development steps.
2. Add 20µl of DAB Enhancer Solution to each 1ml of prepared DAB Chromogen Substrate mixture.
3. Rinse slide 1 time in DI/Distilled water.
4. Apply mixture to tissue section.
5. Incubate tissue section for 5 minutes.
6. Rinse slide using DI/Distilled water.
7. Apply mixture and incubate for another 5 minutes.
8. Rinse slide in two changes of DI/Distilled water.
9. Counterstain as desired.
10. Dehydrate through graded alcohol, clear and coverslip in synthetic medium.

Storage: 18°C
25°C

 ScyTek Laboratories, Inc.
205 South 600 West
Logan, UT 84321
U.S.A.

CE IVD

EC REP

Emergo Europe
Westervoortsedijk 60
6827 AT Arnhem, The Netherlands