

## **The Original PAP Pen**

### **Hydrophobic Slide Marker**

*Developed by user's popular requests*

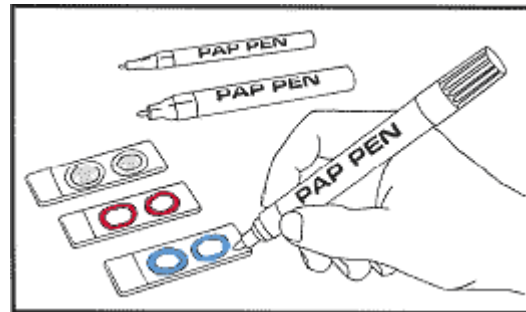
PAP Pen provides a thin film-like barrier (PAP Pen Guard) when a circle is drawn around the specimen. This barrier creates the proper surface tension to hold an antibody solution within the target area on the slide. Since over-flooding of the slide is eliminated, wiping of excess fluid from around specimen can be avoided. Save time and avoid risk of touching specimen for wiping.

The PAP Pen is effective for immunostaining procedures by the PAP Method (Peroxidase-Antiperoxidase), ABC Method, B-SA Method, immunofluorescence Method, ASD Method, Enzyme Method and Frozen Section Method.

The surface tension provided by PAP Pen Guard ensures that only the amount of antibody solution for sufficient reaction will be applied. The PAP Pen contains a special formulation that is water repellent, insoluble in alcohol and acetone, and stable for a long period of time. It can be removed, if desired, by xylene after the staining procedure is completed.

#### **Original PAP PEN Hydrophobic Slide Marker**

|                     |                  |              |
|---------------------|------------------|--------------|
| PAP Pen             | PAP Pen          |              |
| <u>Regular Size</u> | <u>Mini Size</u> | <u>Color</u> |
| LP0001              | LP0002           | Opaque       |




#### **Benefits with PAP Pens**

PAP Pen provides a thin-film like barrier (PAP Pen Guard) when circle is drawn around a specimen. This barrier creates the proper surface tension to hold on an antibody solution within the target area on the slide. Also, any shape in various sizes can be drawn on the slide for your unique requirement.

#### **Widely used with staining procedures in the area of:**

Cancer Research Centers, Neuroscience Labs, other research labs, Histology, Cell Biology, Virology, Microbiology, Pathology, and many more.

Storage: 18° C  25° C

 ScyTek Laboratories, Inc.  
205 South 600 West  
Logan, UT 84321  
U.S.A.





## PAP PEN

### ACTIVATION INSTRUCTIONS

1. Shake PAP Pen vigorously for about 10 seconds.
2. Remove cap.
3. With tip upright, depress tip 2-3 times (this will release air in container)
4. Invert pen and press tip lightly on absorbent paper until tip is saturated.
5. Then release pressure on tip. If oversaturation occurs, blot excess material from tip with tissue.
6. Draw barrier on glass slide.
7. Pen tip should not require re-activation unless tip has dried out during storage.

For optimum results, store pen horizontally on flat surface.

Storage: 18° C  25° C



ScyTek Laboratories, Inc.  
205 South 600 West  
Logan, UT 84321  
U.S.A.