

RP01071

Leader in Biomolecular Solutions for Life Science



Recombinant Mouse TNF-alpha Protein

Catalog No.: RP01071 **Recombinant** **4 Publications**

Sequence Information

Species	Gene ID	Swiss Prot
HEK293 cells	21926	P06804

Tags

C-His

Synonyms

DIF; Tnfa; TNF-a; TNFSF2; Tnlg1f; Tnfsf1a; TNFalpha; TNF-alpha; TNF

Product Information

Source	Purification
HEK293 cells	≥ 95 % as determined by SDS-PAGE; ≥95 % as determined by HPLC.

Endotoxin

< 0.1 EU/μg of the protein by LAL method.

Formulation

Lyophilized from a 0.22 μm filtered solution of PBS, pH 7.4. Contact us for customized product form or formulation.

Reconstitution

Centrifuge the vial before opening. Reconstitute to a concentration of 0.1-0.5 mg/mL in sterile distilled water. Avoid vortex or vigorously pipetting the protein. For long term storage, it is recommended to add a carrier protein or stabilizer (e.g. 0.1% BSA, 5% HSA, 10% FBS or 5% Trehalose), and aliquot the reconstituted protein solution to minimize free-thaw cycles.

Contact



www.abclonal.com

Background

Basic Information

Description

Recombinant Mouse TNF-alpha Protein is produced by HEK293 cells expression system. The target protein is expressed with sequence (Leu80-Leu235) of mouse TNF-alpha (Accession #NP_038721.1) fused with a 6×His tag at the C-terminus.

Bio-Activity

1. Immobilized recombinant Mouse TNFα at 2 μg/mL (100 μL/well) can bind Human TNFRSF1A with a linear range of 4-53 ng/mL. | 2. Immobilized Recombinant Mouse TNF-α at 2 μg/mL (100 μL/well) can bind Mouse TNFRSF1B with a linear range of 0.02-0.77 ng/mL. | 3. Recombinant Mouse TNF-alpha induces cytotoxicity in the L-929 mouse fibroblast cell line in the presence of the metabolic inhibitor actinomycin D. The ED50 for this effect is typically 3.55-14.2 pg/mL, corresponding to a specific activity of 7.04×10⁷~2.82×10⁸ units/mg.

Shipping

The product is shipped at ambient temperature. Upon receipt, store it immediately at the temperature recommended below.

Operational Notes

For your safety and health, please wear a lab coat and disposable gloves for handling.

Storage

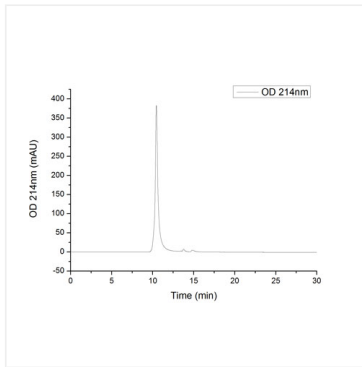
Store at -20°C. Store the lyophilized protein at -20°C to -80 °C up to 1 year from the date of receipt.

After reconstitution, the protein solution is stable at -20°C for 3 months, at 2-8°C for up to 1 week.

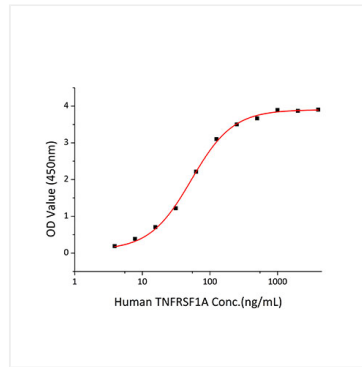
Avoid repeated freeze/thaw cycles.

* For your safety and health, please wear a lab coat and disposable gloves when handling.

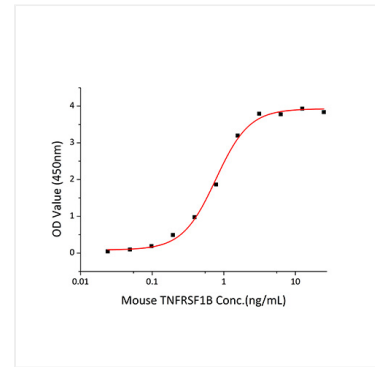
Validation Data



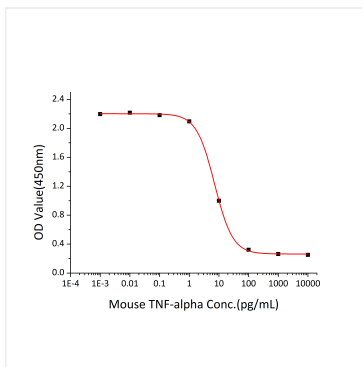
The purity of Mouse TNF-alpha Protein (Cat.RP01071) was greater than 95% as determined by SEC-HPLC.



Immobilized recombinant Mouse TNF α at 2 μ g/mL (100 μ L/well) can bind Human TNFRSF1A with a linear range of 4-53 ng/mL.



Immobilized Recombinant Mouse TNF- α at 2 μ g/mL (100 μ L/well) can bind Mouse TNFRSF1B with a linear range of 0.02-0.77 ng/mL.



Recombinant Mouse TNF-alpha induces cytotoxicity in the L-929 mouse fibroblast cell line in the presence of the metabolic inhibitor actinomycin D. The ED₅₀ for this effect is typically 3.55-14.2 pg/mL, corresponding to a specific activity of $7.04 \times 10^7 \sim 2.82 \times 10^8$ units/mg.