

RP00594

Leader in Biomolecular Solutions for Life Science



# Recombinant Human CD5 Protein

Catalog No.: RP00594 **Recombinant**

## Sequence Information

Species	Gene ID	Swiss Prot
HEK293 cells	921	P06127

### Tags

C-hFc&Avi

### Synonyms

CD5 molecule; CD5; LEU1; T1; CD5 antigen

## Product Information

### Source

HEK293 cells

### Purification

≥ 95 % as determined by SDS-PAGE; ≥ 95 % as determined by HPLC.

### Endotoxin

< 1 EU/μg of the protein by LAL method.

### Formulation

Lyophilized from 0.22 μm filtered solution in PBS (pH 7.4). Normally 8% trehalose is added as protectant before lyophilization.

### Reconstitution

Centrifuge the vial before opening. Reconstitute to a concentration of 0.1-0.5 mg/mL in sterile distilled water. Avoid vortex or vigorously pipetting the protein. For long term storage, it is recommended to add a carrier protein or stabilizer (e.g. 0.1% BSA, 5% HSA, 10% FBS or 5% Trehalose), and aliquot the reconstituted protein solution to minimize free-thaw cycles.

## Contact



[www.abclonal.com](http://www.abclonal.com)

## Background

CD5: a type I transmembrane protein found on T cells, thymocytes, and some B cells that is a ligand for CD72 and is involved in cellular activation or adhesion; expressed in B-cell chronic lymphocytic leukemia and T-cell lymphoma.

## Basic Information

### Description

Recombinant Human CD5 Protein is produced by HEK293 cells expression system. The target protein is expressed with sequence (Arg25-Asn371) of Human CD5 (Accession #P06127) fused with a C-hFc&Avi tag at the C-terminus.

### Bio-Activity

### Shipping

The product is shipped at ambient temperature. Upon receipt, store it immediately at the temperature recommended below.

### Operational Notes

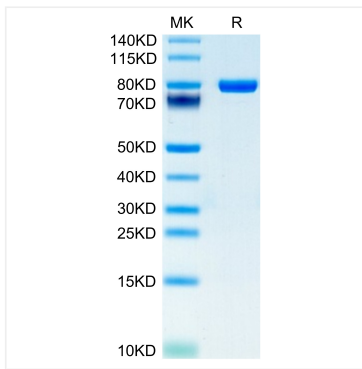
For your safety and health, please wear a lab coat and disposable gloves for handling.

### Storage

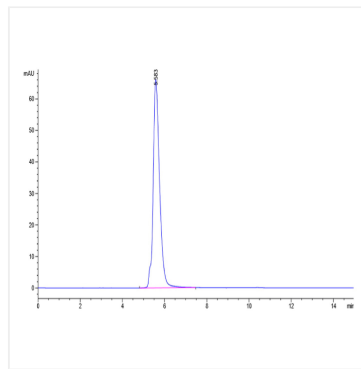
Store at -20°C. Store the lyophilized protein at -20°C to -80 °C up to 1 year from the date of receipt. After reconstitution, the protein solution is stable at -20°C for 3 months, at 2-8°C for up to 1 week. Avoid repeated freeze/thaw cycles.

\* For your safety and health, please wear a lab coat and disposable gloves when handling.

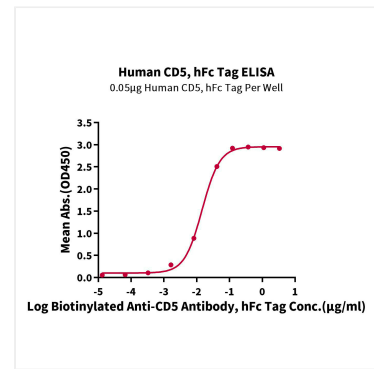
## Validation Data



Recombinant Human CD5 Protein was determined by Tris-Bis PAGE under reducing conditions.



The purity of Human CD5 is greater than 95% as determined by SEC-HPLC.



Immobilized Human CD5 at 0.5 µg/mL (100 µL/Well) on the plate. Dose response curve for Biotinylated Anti-CD5 Antibody, hFc Tag with the  $EC_{50}$  14.6ng/mL determined by ELISA.