

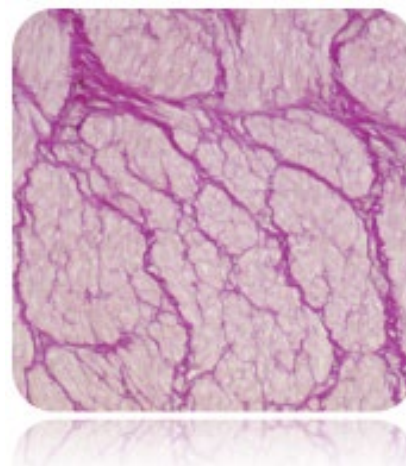
## Van Gieson's Solution

**Description:** The Van Gieson's Solution is intended for use in the histological visualization of collagen in tissue sections. This reagent is used in many special stain procedures including the Colloidal Iron Stain Kit and the Elastic Stain Kit (Modified Verhoff's).

Collagen:	Red
Muscle Fibers:	Yellow
Cytoplasm:	Yellow

**Uses/Limitations:** Not to be taken internally.  
For In-Vitro Diagnostic use only.  
Histological applications.  
Do not use if reagents become cloudy.  
Do not use past expiration date.  
Use caution when handling reagents.  
Non-Sterile.

**Control Tissue:** Lung  
Uterus  
Muscle  
Kidney



**Ordering Information and Current Pricing at**  
[www.scytek.com](http://www.scytek.com)


Availability:	<u>Item #</u>	<u>Volume</u>
	VGS125	125 ml
	VGS500	500 ml
	VGS999	1000 ml


**Storage:** Store at 18-25°C.

**Precautions:** Avoid contact with skin and eyes.  
Harmful if swallowed.  
Follow all Federal, State, and local regulations regarding disposal.


**Procedure:**

1. Deparaffinize sections if necessary and hydrate to distilled water.
2. Apply adequate Van Gieson's Solution to completely cover tissue section and incubate for 1 minute.
3. Rinse slide using absolute alcohol.
4. Dehydrate in 2 changes of absolute alcohol, clear, and mount in synthetic resin.

Storage: 18°C  25°C

 ScyTek Laboratories, Inc.  
205 South 600 West  
Logan, UT 84321  
U.S.A.

  
Emergo Europe  
Westervoortsedijk 60  
6827 AT Arnhem, The Netherlands