

DAB (Post) Enhancing Solution

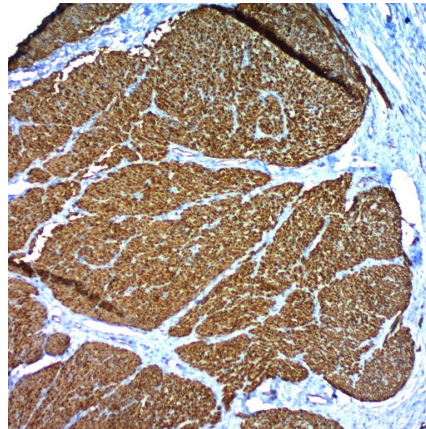
Description: 3,3'Diaminobenzidine (DAB) is a widely used chromogen for immunohistochemical staining and immunoblotting. When in the presence of peroxidase enzyme, DAB produces a brown precipitate that is insoluble in alcohol. This solution has been developed to enhance DAB staining in a post staining procedure. The DAB will turn a darker and more intense brown after post-staining treatment.

Uses/Limitations:

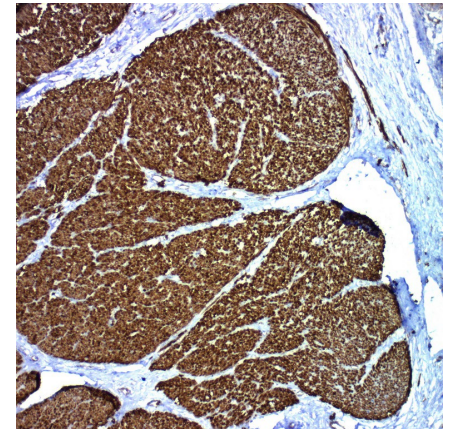
Not to be taken internally.
For In-Vitro Diagnostic use.
Histological applications.
Do not use if reagents become cloudy.
Do not use past expiration date.
Use caution when handling reagents.
Non-Sterile.

Control Tissue:

Any well-fixed tissue section.
Frozen tissue section.
Cytocentrifuge preparation.



Uterus stained with Desmin without DAB Enhancement.



Uterus stained with Desmin using DAB (Post) Enhancement Solution.

Ordering Information and Current Pricing
at www.scytek.com

Availability:	Item #	Volume
	DES500	500 ml
	DES999	1000 ml


Storage: Store at 18-25°C.

Precautions: Avoid contact with skin and eyes.
Harmful if swallowed.
Follow all Federal, State, and local regulations regarding disposal.


Procedure:

1. Complete immunohistochemical stain as usual through completion of the DAB development steps.
2. Rinse 1 time in DI/Distilled water.
3. Apply adequate DAB (Post) Enhancing Solution to completely cover tissue section and incubate for 1-2 minutes.
4. Rinse 3 times in DI/Distilled water.
5. Counterstain as desired.
6. Rinse 3 times in distilled water.
7. Dehydrate slides and clear in xylene or xylene substitute.
8. Coverslip using a permanent mounting media.

Storage: 18° C  25° C

 ScyTek Laboratories, Inc.
205 South 600 West
Logan, UT 84321
U.S.A.


Emergo Europe
Westervoortsedijk 60
6827 AT Arnhem, The Netherlands